





ST4-600 Lift & Slide




ST4-600 LIFT AND SLIDE



Our lift and slide door system exhibits the best thermal insulation in all the sliding range with transmissions as low as $0.1585 \text{ Btu/ft}^2 \text{ hr } ^\circ\text{F}$. This maximum energy efficiency is possible thanks to the perfect combination of polyamide thermal breaks and cross-linked polyethylene foam combined with the use of high-performance triple glazed units (possible thickness up to $2\text{-}3/16''$) and large size sliders.

Acoustically this combination of framing and high-performance acoustic glass will deliver a noticeable noise reduction with exceptional thermal insulation.

The possibility of large sash dimensions makes the ST4-600 system the ideal choice for enclosing large spaces while maintaining a high level of luminosity. The system offers modern style with straight style both in sashes and fixed panels.



ST4-600 LIFT AND SLIDE FEATURES

- Multiple opening possibilities of up to 6 sashes
- Frames 6-5/16" – 3 rails 9-7/8"
- Maximum sash size/weight 129-15/16" x 129-15/16" or 881 lbs
- 2-3/4" sash
- Possible glazing thickness up to 2-3/16"
- Polyamide strip 1-3/8" thick in frame and 15/16" in sash
- 1/16" profile thickness
- Available as single or dual colour
- Qualicoat powder coating

